

Example for fullpage floats

Herbert Voß

June 19, 2021

Contents

1	Heading on Level 1 (section)	2
1.1	Heading on Level 2 (subsection)	2
1.1.1	Heading on Level 3 (subsubsection)	2
2	Lists	3
2.1	Example for list (itemize)	3
2.1.1	Example for list (4*itemize)	3
2.2	Example for list (enumerate)	3
2.2.1	Example for list (4*enumerate)	4
2.3	Example for list (description)	4
2.3.1	Example for list (4*description)	4
3	File multi-default1s1c	4
4	Heading on Level 1 (section)	5
4.1	Heading on Level 2 (subsection)	7
4.1.1	Heading on Level 3 (subsubsection)	7
5	Lists	7
5.1	Example for list (itemize)	7
5.1.1	Example for list (4*itemize)	8
5.2	Example for list (enumerate)	8
5.2.1	Example for list (4*enumerate)	8
5.3	Example for list (description)	8
5.3.1	Example for list (4*description)	9
6	Heading on Level 1 (section)	9
6.1	Heading on Level 2 (subsection)	10
6.1.1	Heading on Level 3 (subsubsection)	10

1 Heading on Level 1 (section)

7	Lists	12
7.1	Example for list (itemize)	12
7.1.1	Example for list (4*itemize)	12
7.2	Example for list (enumerate)	12
7.2.1	Example for list (4*enumerate)	12
7.3	Example for list (description)	13
7.3.1	Example for list (4*description)	13

1 Heading on Level 1 (section)

Hello, here is some text without a meaning. This text should show what a printed text will look like at this place. If you read this text, you will get no information. Really? Is there no information? Is there a difference between this text and some nonsense like “Huardest gefburn”? Kjift – not at all! A blind text like this gives you information about the selected font, how the letters are written and an impression of the look. This text should contain all letters of the alphabet and it should be written in of the original language. There is no need for special content, but the length of words should match the language.

1.1 Heading on Level 2 (subsection)

Hello, here is some text without a meaning. This text should show what a printed text will look like at this place. If you read this text, you will get no information. Really? Is there no information? Is there a difference between this text and some nonsense like “Huardest gefburn”? Kjift – not at all! A blind text like this gives you information about the selected font, how the letters are written and an impression of the look. This text should contain all letters of the alphabet and it should be written in of the original language. There is no need for special content, but the length of words should match the language.

1.1.1 Heading on Level 3 (subsubsection)

Hello, here is some text without a meaning. This text should show what a printed text will look like at this place. If you read this text, you will get no information. Really? Is there no information? Is there a difference between this text and some nonsense like “Huardest gefburn”? Kjift – not at all! A blind text like this gives you information about the selected font, how the letters are written and an impression of the look. This text should contain all letters of the alphabet and it should be written in of the original language. There is no need for special content, but the length of words should match the language.

Heading on Level 4 (paragraph) Hello, here is some text without a meaning. This text should show what a printed text will look like at this place. If you read this text, you will get no information. Really? Is there no information? Is there a difference between this text and some nonsense like “Huardest gefburn”? Kjift – not at all! A blind text like this gives you information about the selected font, how the letters are written and an impression of the look. This text

should contain all letters of the alphabet and it should be written in of the original language. There is no need for special content, but the length of words should match the language.

2 Lists

2.1 Example for list (itemize)

- First item in a list
- Second item in a list
- Third item in a list
- Fourth item in a list
- Fifth item in a list

2.1.1 Example for list (4*itemize)

- First item in a list
 - First item in a list
 - * First item in a list
 - First item in a list
 - Second item in a list
 - * Second item in a list
 - Second item in a list
- Second item in a list

2.2 Example for list (enumerate)

1. First item in a list
2. Second item in a list
3. Third item in a list
4. Fourth item in a list
5. Fifth item in a list

2.2.1 Example for list (4*enumerate)

1. First item in a list
 - a) First item in a list
 - i. First item in a list
 - A. First item in a list
 - B. Second item in a list
 - ii. Second item in a list
 - b) Second item in a list
2. Second item in a list

2.3 Example for list (description)

First item in a list

Second item in a list

Third item in a list

Fourth item in a list

Fifth item in a list

2.3.1 Example for list (4*description)

First item in a list

First item in a list

First item in a list

First item in a list

Second item in a list

Second item in a list

Second item in a list

Second item in a list

3 **File multi-default1s1c**

The multi images~\vref{img:demo0} has a caption~\vpageref{img:demo0-cap}.

The fullpage multifloat 1 on page 6 has a caption on the next page.

4 Heading on Level 1 (section)

```
\captionsetup{singlelinecheck=false}
\hvFloat[fullpage,capPos=l,multiFloat]%
+{figure}{\includegraphics[width=\linewidth]{CTAN}}%%          no 1
[Short caption A]%
{A Caption A of a "fullpage" object, which follows on the left or
right column. This can be an even or odd page. And some more text which has no
real meaning because it fills only the space for a long caption.}%
{img:demo0}%
+{table}{\begin{tabular}{lrcp{3cm}}\hline                    %          no 2
    Linksbündig & Rechtsbündig & Zentriert & Parbox\\\hline
    L           & R           & C           & P\\
    left        & right        & center      & Text with possible linebreaks\\
    \multicolumn{4}{c}{Multicolumn over all columns}\\\hline
\end{tabular}}%
[Short Caption B]%
{A Caption B of a "fullpage" object, which follows on the left or
right column. This can be an even or odd page.}}}%
+{figure}{\includegraphics[width=\linewidth]{CTAN}}%%          no 3
{A Caption C of a "fullpage" object, which follows on the left or
right column.}%
{img:demo1}
+{figure}{\includegraphics[width=\linewidth]{CTAN}}%%          no 4
{A Caption C of a "fullpage" object, which follows on the left or
right column.}%
{img:demo2}
```

Float Multi

4 Heading on Level 1 (section)

Hello, here is some text without a meaning. This text should show what a printed text will look like at this place. If you read this text, you will get no information. Really? Is there no information? Is there a difference between this text and some nonsense like "Huardest gefburn"? Kjift – not at all! A blind text like this gives you information about the selected font, how the letters are written and an impression of the look. This text should contain all letters of the alphabet and it should be written in of the original language. There is no need for special

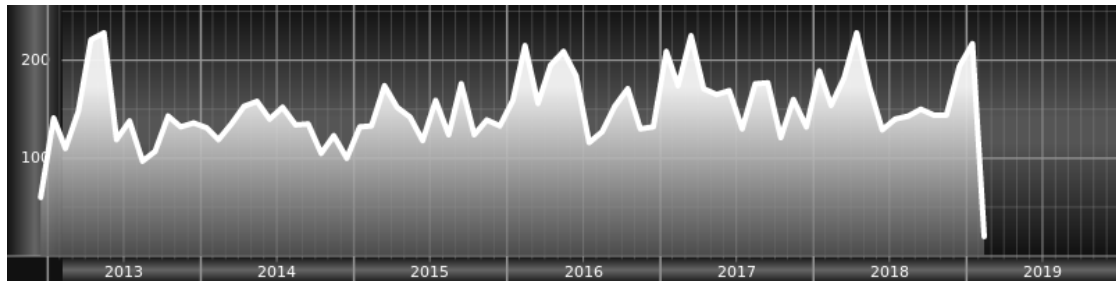
Figure 1: A Caption A of a "fullpage" object, which follows on the left or right column. This can be an even or odd page. And some more text which has no real meaning because it fills only the space for a long caption.

Table 1: A Caption B of a "fullpage" object, which follows on the left or right column. This can be an even or odd page.

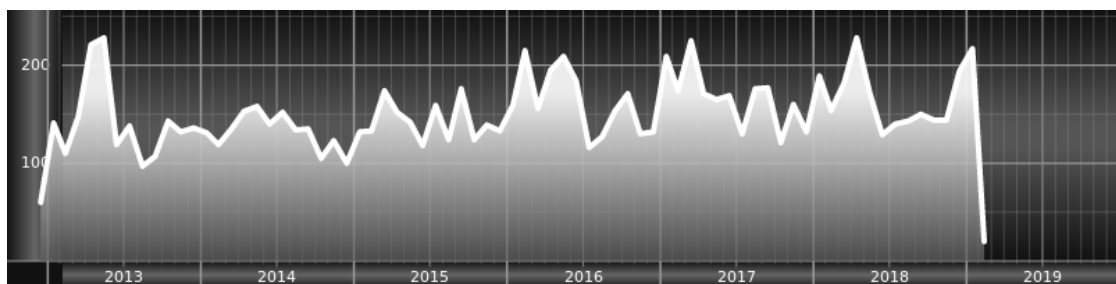
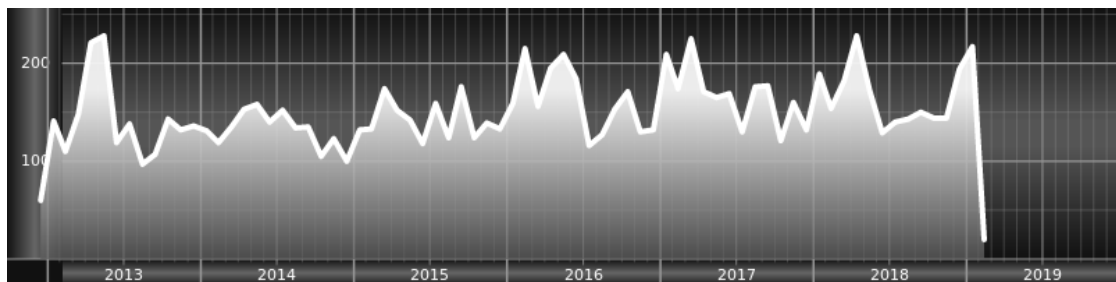
Figure 2: A Caption C of a "fullpage" object, which follows on the left or right column.

Figure 3: A Caption D of a "fullpage" object, which follows on the left or right column.

4 Heading on Level 1 (section)



Linksbündig	Rechtsbündig	Zentriert	Parbox
L	R	C	P
left	right	center	Text with possible linebreaks
Multicolumn over all columns			



content, but the length of words should match the language.

4.1 Heading on Level 2 (subsection)

Hello, here is some text without a meaning. This text should show what a printed text will look like at this place. If you read this text, you will get no information. Really? Is there no information? Is there a difference between this text and some nonsense like “Huardest gefburn”? Kjift – not at all! A blind text like this gives you information about the selected font, how the letters are written and an impression of the look. This text should contain all letters of the alphabet and it should be written in of the original language. There is no need for special content, but the length of words should match the language.

4.1.1 Heading on Level 3 (subsubsection)

Hello, here is some text without a meaning. This text should show what a printed text will look like at this place. If you read this text, you will get no information. Really? Is there no information? Is there a difference between this text and some nonsense like “Huardest gefburn”? Kjift – not at all! A blind text like this gives you information about the selected font, how the letters are written and an impression of the look. This text should contain all letters of the alphabet and it should be written in of the original language. There is no need for special content, but the length of words should match the language.

Heading on Level 4 (paragraph) Hello, here is some text without a meaning. This text should show what a printed text will look like at this place. If you read this text, you will get no information. Really? Is there no information? Is there a difference between this text and some nonsense like “Huardest gefburn”? Kjift – not at all! A blind text like this gives you information about the selected font, how the letters are written and an impression of the look. This text should contain all letters of the alphabet and it should be written in of the original language. There is no need for special content, but the length of words should match the language.

5 Lists

5.1 Example for list (itemize)

- First item in a list
- Second item in a list
- Third item in a list
- Fourth item in a list
- Fifth item in a list

5.1.1 Example for list (4*itemize)

- First item in a list
 - First item in a list
 - * First item in a list
 - First item in a list
 - Second item in a list
 - * Second item in a list
 - Second item in a list
- Second item in a list

5.2 Example for list (enumerate)

1. First item in a list
2. Second item in a list
3. Third item in a list
4. Fourth item in a list
5. Fifth item in a list

5.2.1 Example for list (4*enumerate)

1. First item in a list
 - a) First item in a list
 - i. First item in a list
 - A. First item in a list
 - B. Second item in a list
 - ii. Second item in a list
 - b) Second item in a list
2. Second item in a list

5.3 Example for list (description)

First item in a list

Second item in a list

Third item in a list

Fourth item in a list

Fifth item in a list

5.3.1 Example for list (4*description)

First item in a list

First item in a list

First item in a list

First item in a list

Second item in a list

Second item in a list

Second item in a list

Second item in a list

```
\captionsetup{singlelinecheck=false}
\hvFloat[fullpage,capPos=l,multiFloat]%
+{figure}{\includegraphics[width=\linewidth]{CTAN}}%%          no 1
[Short caption A]%
{A Caption A of a "fullpage" object, which follows on the left or
right column. This can be an even or odd page. And some more text which has no
real meaning because it fills only the space for a long caption.}%
{img:demo3}%
+{table}{\begin{tabular}{lrcp{3cm}}\hline                        %          no 2
Linksbündig & Rechtsbündig & Zentriert & Parbox\\\hline
L            & R            & C            & P\\
left        & right        & center       & Text with possible linebreaks\\
\multicolumn{4}{c}{Multicolumn over all columns}\\\hline
\end{tabular}}%
[Short Caption B]%
{A Caption B of a "fullpage" object, which follows on the left or
right column. This can be an even or odd page.}}}%
+{figure}{\includegraphics[width=\linewidth]{CTAN}}%%          no 3
{A Caption C of a "fullpage" object, which follows on the left or
right column.}%
{img:demo4}
+{figure}{\includegraphics[width=\linewidth]{CTAN}}%%          no 4
{A Caption C of a "fullpage" object, which follows on the left or
right column.}%
{img:demo5}
```

Float Multi

6 Heading on Level 1 (section)

Hello, here is some text without a meaning. This text should show what a printed text will look like at this place. If you read this text, you will get no information. Really? Is there no information? Is there a difference between this text and some nonsense like "Huardest gefburn"?

6 Heading on Level 1 (section)

Kjift – not at all! A blind text like this gives you information about the selected font, how the letters are written and an impression of the look. This text should contain all letters of the alphabet and it should be written in of the original language. There is no need for special content, but the length of words should match the language.

6.1 Heading on Level 2 (subsection)

Hello, here is some text without a meaning. This text should show what a printed text will look like at this place. If you read this text, you will get no information. Really? Is there no information? Is there a difference between this text and some nonsense like “Huardest gefburn”? Kjift – not at all! A blind text like this gives you information about the selected font, how the letters are written and an impression of the look. This text should contain all letters of the alphabet and it should be written in of the original language. There is no need for special content, but the length of words should match the language.

6.1.1 Heading on Level 3 (subsubsection)

Hello, here is some text without a meaning. This text should show what a printed text will look like at this place. If you read this text, you will get no information. Really? Is there no information? Is there a difference between this text and some nonsense like “Huardest gefburn”? Kjift – not at all! A blind text like this gives you information about the selected font, how the letters are written and an impression of the look. This text should contain all letters of the alphabet and it should be written in of the original language. There is no need for special content, but the length of words should match the language.

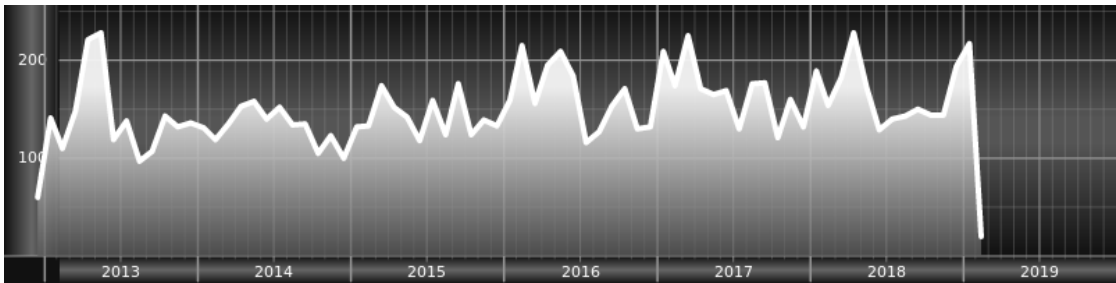
Heading on Level 4 (paragraph) Hello, here is some text without a meaning. This text should show what a printed text will look like at this place. If you read this text, you will get no information. Really? Is there no information? Is there a difference between this text and some nonsense like “Huardest gefburn”? Kjift – not at all! A blind text like this gives you information about the selected font, how the letters are written and an impression of the look. This text should contain all letters of the alphabet and it should be written in of the original language. There is no need for special content, but the length of words should match the language.

Figure 4: A Caption A of a “fullpage” object, which follows on the left or right column. This can be an even or odd page. And some more text which has no real meaning because it fills only the space for a long caption.

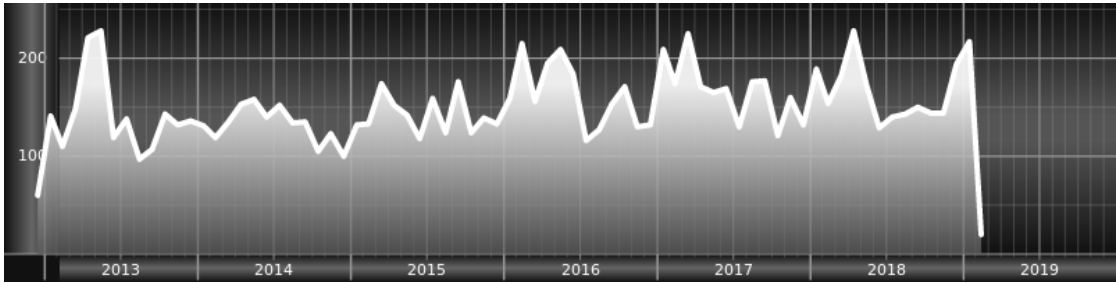
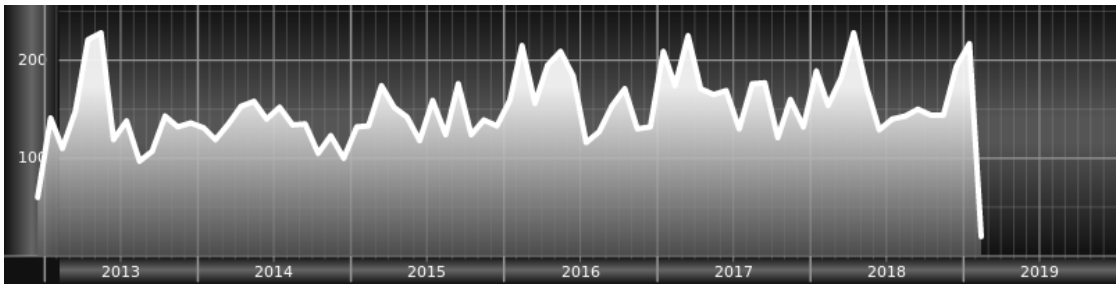
Table 2: A Caption B of a “fullpage” object, which follows on the left or right column. This can be an even or odd page.

Figure 5: A Caption C of a “fullpage” object, which follows on the left or right column.

Figure 6: A Caption D of a “fullpage” object, which follows on the left or right column.



Linksbündig	Rechtsbündig	Zentriert	Parbox
L	R	C	P
left	right	center	Text with possible linebreaks
Multicolumn over all columns			



7 Lists

7.1 Example for list (itemize)

- First item in a list
- Second item in a list
- Third item in a list
- Fourth item in a list
- Fifth item in a list

7.1.1 Example for list (4*itemize)

- First item in a list
 - First item in a list
 - * First item in a list
 - First item in a list
 - Second item in a list
 - * Second item in a list
 - Second item in a list
- Second item in a list

7.2 Example for list (enumerate)

1. First item in a list
2. Second item in a list
3. Third item in a list
4. Fourth item in a list
5. Fifth item in a list

7.2.1 Example for list (4*enumerate)

1. First item in a list
 - a) First item in a list
 - i. First item in a list
 - A. First item in a list
 - B. Second item in a list

- ii. Second item in a list
- b) Second item in a list
- 2. Second item in a list

7.3 Example for list (description)

First item in a list

Second item in a list

Third item in a list

Fourth item in a list

Fifth item in a list

7.3.1 Example for list (4*description)

First item in a list

First item in a list

First item in a list

First item in a list

Second item in a list

Second item in a list

Second item in a list

Second item in a list

Hello, here is some text without a meaning. This text should show what a printed text will look like at this place. If you read this text, you will get no information. Really? Is there no information? Is there a difference between this text and some nonsense like “Huardest gef-burn”? Kjift – not at all! A blind text like this gives you information about the selected font, how the letters are written and an impression of the look. This text should contain all letters of the alphabet and it should be written in of the original language. There is no need for spe- cial contents, but the length of words should match the language.

Hello, here is the second paragraph. Hello, here is some text without a meaning. This text should show what a printed text will look like at this place. If you read this text, you will get no information. Really? Is there no information? Is there a difference between this text and some nonsense like “Huardest gef- burn”? Kjift – not at all! A blind text like this gives you information about the selected font, how the letters are written and an impression of the look. This text should contain all letters of the alphabet and it should be written in of the original language. There is no need for spe- cial contents, but the length of words should match the language.

Hello, here is the third paragraph. Hello, here is some text without a meaning. This text should show what a printed text will look like at this place. If you read this text, you will get no information. Really? Is there no information? Is there a difference between this text and some nonsense like “Huardest gef- burn”? Kjift – not at all! A blind text like this gives you information about the selected font, how the letters are written and an impression of the look. This text should contain all letters of the alphabet and it should be written in of the original language. There is no need for spe- cial contents, but the length of words should match the language.

Hello, here is the forth paragraph. Hello, here is some text without a meaning. This text should show what a printed text will look like at this place. If you read this text, you will get no information. Really? Is there no information? Is there a difference between this text and some nonsense like “Huardest gef- burn”? Kjift – not at all! A blind text like this gives you information about the selected font, how the letters are written and an impression of the look. This text should contain all letters of the alphabet and it should be written in of the original language. There is no need for spe- cial contents, but the length of words should match the language.

Hello, here is the fifth paragraph. Hello, here is some text without a meaning. This text should show what a printed text will look like at this place. If you read this text, you will get no information. Really? Is there no information? Is there a difference between this text and some nonsense like “Huardest gef- burn”? Kjift – not at all! A blind text like this gives you information about the selected font, how the letters are written and an impression of the look. This text should contain all letters of the alphabet and it should be written in of the original language. There is no need for spe- cial contents, but the length of words should match the language.

Hello, here is some text without a meaning. This text should show what a printed text will look like at this place. If you read this text, you will get no information. Really? Is there no information? Is there a difference between this text and some nonsense like “Huardest gefburn”? Kjift – not at all! A blind text like this gives you information about the selected font, how the letters are written and an impression of the look. This text should contain all letters of the alphabet and it should be written in of the original language. There is no need for special content, but the length of words should match the language.